

My spot:

# MY SPOT

The bench beside the trees - On sunny days, when I don't have as much homework, I'll take my book outside and read. To my left is the Coring, to my right the science lab and behind me are other classrooms. Many have posters in windows and doors. It is also the bench which Mrs. Chouhury called us to when she became annoyed with us. In the same spot, the RAPS play was practiced last year. The area behind me has been used for botanical experiments.

Swamp Pond - I love water. It's my favorite sport. This last year was the first time to have girls' soccer. I was captain and we scored an afternoon a week running drills, attempting to shoot goals, and learning how to kick the ball straight.

For rock - I haven't spent much time here, but I see it from across the athletic field. It's a somewhat lonely place, far from the rest of the school, but it gives you a wide perspective of what the school looks like. The freeway is behind me and to my left is a small grove of trees. Kids sit here when we're watching sporting events and I've run along the path behind me during the cross country race. An escape door from school?

Swamp wall - Although not used anymore, the brass ball hanging between the two concrete pillars represents the history of education and where this school has grown from. It is predominantly a decoration since this school is not old enough to have used it extensively. It is located between the ~~main~~ <sup>main</sup> entrance for the prep school and little flock.

Steps - Every day, hundreds of pairs of feet pound up and down the steps leading up to the school. They are leading their minds and souls behind to enter the realm of learning. They are paving the way for the children learn new things as well.

Lunch benches - located off the path leading from the parent and church car parks up to the teacher car park between the 4 and 5 classrooms and the high school block, there are two benches, and a circular picnic table used with sit and eat and socialize during their breaks. Relationships are formed, walls degraded, and broken here and during the breaks there is always chatter and laughter.

Rock wall - on both sides of the stairwells in the high school block are rocks such as you would find in a bouldering wall. Similar to your steps, they can represent climbing higher in school, growing up and furthering your education. It was a pleasure of a student climbing up, so they would climb up the rungs of school. It's hard work, but making your way to the top, pushing yourself, to reach it.

she persists upward - reach over higher. Bricks provide no handholds and the rocks are too far apart. Success is at the top, if only she can survive hard enough; general opinion pushes her on. From the bottom, the climb appears a straight line vertical, relatively attainable, but with a long fall to the bottom and longer way to the top. The bell at the end clambers with the voice of culture to be rung.

Ears - The hum of the cars going past on the freeway behind me talking as they slowly head towards the bottom.

Sight - The mind gently stirring the leaves on the trees. The prep school, the grade, playing soccer for PE. The brilliant lake by the school building. The green and brown grass.

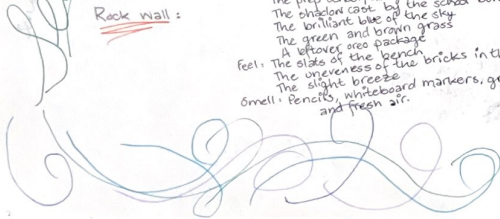
Feel - A leftover of the bench. The unevenness of the bricks in the ground. The slight breeze.

Smell - Pencils, whiteboard markers, grass, textbooks, and fresh air.


Lunch benches:




Rock wall:



I'm choosing the rock wall because I have seen and felt the symbolism of climbing to success is official at school.



The Lunch Benches



Experimenting with watercolor pencils for expressive drawing

Climbing to Success thought process and ideas for final artwork

The picture I have in my head is of a girl/boy (student), dressed in school uniform, books under their arm, climbing up the rock wall. It's a hard climb, especially juggling all of subjects (textbooks), but reaching the top is worth it.

there are a couple of leaves - medium, and how to place.

I need to consider weather when choosing my medium especially rain. Chalk would wear off, but maybe chalk pastel? It does rain every day though. So perhaps it would be best to use acrylic paint, which dries into a plastic. Or oil, which repels water. I'm not entirely sure how to use oil, but, then, I'm not confident as to drawing this person either. I'll learn as I go.

Then, I need to consider that I'm not working on a flat surface - I have rocks jutting out. I have three options - 1) paint on the brick itself. But then I'm sort of defacing the school, it'll wear away over time, and I can't take it home. 2) work on a box canvas with a thick base. Mr. Van Vuren says he can make one. Then I'd have to paint the bricks exactly and paint the girl/boy over that. I'd lay it over the brickwork. 3) Use a board and, again, paint the exact picture, but cut out holes to lay over the rocks. This would provide a nice 3D effect because the actual rocks would jett out. I'd be left with funny holes, however.

To draw the person I may want to have someone pose for me. Perhaps Teresa? I'd want her to have her hair in ponytail. It'll be nice that I won't have to draw a face - the person will be facing away from me. I definitely want him or her to be actively climbing - hands and feet on different levels, with a bag slung over one shoulder.

Do I want to draw from a photo, mind, or the person?

I'm going to paint on a canvas. Chalk paint would be too much of an issue with the rain and in using a board with holes wouldn't work because the girl can't be climbing over the rocks without me painting on the rocks and that would look funny.

BUT I can stencil! It'll be like a graffiti artwork. I can maybe find out a way to work that into my theme, but if worst comes to worst and I'm totally lacking inspiration, it can be the best thing. You can't succeed if you aren't open minded. Actually, I think that'll work quite well. We did an experimental stencil of parrots today, but we didn't have spray paint so we rubbed charcoal, then set the stencil down and set that part of the charcoal with clear spray paint. So we'll take an eraser and rub out the used charcoal. We'll see how it works.

I'm going to stencil from a high contrast black and white photo. ✓

What if I made her smaller? 6 feet (if lucky) is a LOT of work. I could just have her pose, then make the stencil/canvas smaller. It would emphasize the size of the climb of success.

15 Feb

I'm going to go back to painting on the wall, if I can use a spray paint that washes off or if I can get permission to do graffiti which will stay there. I don't have to paint bricks + junctions. I won't have a canvas to take home, but I'm happy with taking a picture of it. Removable spray paint: 1/4 c cornstarch, 1 c hot water, food coloring to get shade I want. I need ~~at least~~ four colors. Black, blue, green, white. I can maybe even do a skin color. I need ~~also~~ food coloring and cornstarch. And I can do it Bonkey style. Spray the colors on generally where they'll go, and do a very detailed black stencil with outlines and shapes. I need to experiment with this. Sir will have to mark my work fast, but I'll be sure to take lots of pictures.

## Observational



Expressive Drawing



# William Kentridge + Gerhard Marx

Contextual Research

## FIREWALKER

The Firewalker stands tall in the inner city, greeting pedestrians and motorists as they travel over Queen Elizabeth Bridge.  
Artist William Kentridge, in his trademark white shirt, charcoal jacket and Panama hat, was present to witness the unveiling of the sculpture he created together with Gerhard Marx.  
A small crowd of about 50 people buzzed around the 11m high eye-catching sculpture. Kentridge and Marx looked relaxed.  
The sculpture consists of large black and white metal plates, positioned in layers. The plates are excavated from bits of paper. Whereas around the sculpture revolves a multitude of books stacked, used at one point all the images come together, and the Firewalker comes alive as a woman walking, bundled up, with her arms raised high.  
Women rock umbrellas or smile, - roasted sheep heads, in such bracers, walking around the city and telling their tales.

### EXTREMELY SOLEVED

Kentridge said he was extremely relieved that the statue was up and looked good. It had gone from four 1m high paper drawings, to a 3m high maquette, and over some two months, to the striking sculpture at the entrance to the CBD.

"This is a familiar place," said Kentridge. "It is very nice to be back in it." He recounted how his grandfather, a lawyer, used to have rooms just 100 metres from the small triangular square in which the sculpture is mounted. He would visit his grandfather here, and remember the women with bracers on their heads.

"I am happy to be part of the re-animating of the city," the artist added.  
Whereas a sculpture is usually constructed in the artist's studio or yard, Kentridge said this one had to be constructed on site, with an engineer and project manager directing the operation, overseen by Marx.  
"It would stand across the road, and phone them and tell them to move a piece five centimetres to the left," Marx said, smiling.

"This is really exciting to add something to the city I grew up in. It slowly fell together over a two-month period."

He explained that he had been working with Kentridge on a series of sculptures since last year. The images were for the camera - Kentridge is famous for his artistic films, as well as fine art.

Kentridge said he was looking forward to seeing the different shadows reflected on different pieces of the work, particularly when the sky was overcast, dark and purple.

The city had approached Kentridge several times, asking whether he could do something to add to its growing body of public art, said Leel Bethlehem, the chief executive of the Johannesburg Development Agency (JDA), the body overseeing the commissioning and erection of the art.

"I want to thank William Kentridge for his incredibly deep engagement with the city, for this extraordinary act of creation. Thank you for this incredible act of generosity and commitment that the artists have shown," she said.

"We at the JDA see artwork as an important part of the regeneration of the city."

### MANY WORKS

Bethlehem spoke about the many artworks that had been erected around the city - in Jewel City, in Braamfontein, at the Barakati Taxi Rank, at the Governor's House in Hillbrow, in Pieter Roos Park, and a road sign soccer field in Joe Slovo Drive. "Working with artists is one of the many pleasures of working at the JDA."  
She spoke of how artists were creating art out of insignificant items - forgotten tree trunks, for instance. The works were a "celebration of the street life of Johannesburg" with many parties contributing - residents, corporates, taxi drivers. "It is all of these elements that make up this tapestry."

Bethlehem also thanked the political leadership of the city, particularly Executive Mayor Amos Masondo, for supporting the public art programme.

That programme consists of devoting up to 1 percent of all projects undertaken, to the creation of public art. As a result, the city has blossomed with mosaic, wooden and metal sculptures, beaded sculptures, concrete creations and benches.

### REBUILDING TAKES TIME

"The rebuilding of the inner city takes time," she added. "It needs the commitment and energies of a wide range of people."  
Bethlehem also spoke of the need to build an alliance, particularly with corporates in the inner city, turn old buildings around. "I invite all companies that have a commitment to the city, to come with us. The most powerful tool is the public artwork."

The people around which the work has been erected has been transformed - from a car wash area for about 40 years, to a grass park with flower beds, comprising several mature trees. A BRT station will in time be built at the southern end.

Kentridge and Marx said they were considering a similar artwork in Naples, Italy.  
<http://www.joburgculture.co.za/latest-news/63-firewalker-stands-the-cbd/>



**William Kentridge:**  
Born: April 19, 1955  
A South African artist best known for his prints, drawings, and animated films. His animated drawings, and animated films. His animated films are created by filming a drawing, editing the same drawing, and filming again.  
He is a film maker, draughtsman, and sculptor, the son of Sydney Kentridge. By the 1990s, Kentridge had established an international audience. He studied at the University of Witwatersrand, the Johannesburg Art Foundation, and the Ecole Beaubourg.

**Gerhard Marx:**  
Born: 1956  
Gerhard Marx is a director, set designer, video, animator, and artist who always carries two sketch books with him. He creates drawings by cutting up and reassembling already existing images and sketches.  
He has a B.A. in Fine Art, which he received from studying at Witwatersrand University.

www.joburgculture.co.za

Analysis of

# FIREWALKER



Formal Analysis

**Line:** The Firewalker is made up of sharp, thin lines of different widths. The lines together to create the silhouette of a woman, a silhouette being itself one big, curved line.

**Shape:** Lines vary in width, starting on the top of the head and going very random because they don't follow a certain pattern. The lines have the perspective the different shapes become more irregular shapes.

**Value:** There are a variety of different shades within the sculpture which create interest and depth.

**Contrast:** The dark silhouette of the woman contrasts her white surroundings and the bright color in her basket.

**Space:** The Firewalker is much larger than life.

**Contextual Analysis**

The sculpture is of a woman walking with a basket of calls on her head. It is created by combining many differently shaped boards with different perspectives. The woman is walking on a narrow path, which is a common sight at fairs. The meaning of the artwork is found in the work's title to indicate the perspective 'walking on a tight rope' and also in how much space women can be given. But they are not.

How this relates to the topic and my theme:

Mostly, this artwork relates to my topic because it is a South African site specific artwork. The artwork was created in a taxi rank where women often walked around with baskets on their heads selling their food wares, and this artwork was created to commemorate them. My artwork also compares in that it will be a depiction of a hard worker, as this is. These women had to work long hours each day to earn the money they needed, just as the climb to success is a long, many-hour climb.

## banksy robin

I have no idea where I got cloud from...

www.banksy.co.uk

An artist who combines humor, satire, graffiti, and reality...  
Banksy is skilled in driving his point (when he has one) home in a way that the viewer doesn't find insulting but, instead, rather enjoys. He is also able to create a work of art that is just beautiful, with no meaning hidden at the surface.

### Formal Analysis

**Line:** Lines describe the form of the flowers realistically. A line also divides the painting in two, creating a satirical balance. It is a straight line, so it also symbolizes hardness and balance.

**Value:** The tone is very gentle. The fading from light to dark is not the focus of the picture.

**Color:** Although not shown in the black and white copy, the color does not divide the roses perfectly in two, but the quality of the quality is the same on both sides.

**Balance:** The picture contains symmetrical balance. The line of divorce does not divide the roses perfectly in two, but the quality of the quality is the same on both sides.

**Contrast:** As mentioned above, there is contrast between the normal beauty of the painting and the satire and connotations contained within the divorce line.

Title: In front of door  
Artist: Banksy  
Media: painting  
Note: single field



### Contextual Analysis

The painting is of a still life of a vase of roses resting on a table. It is not an exact copy of a painting, but although it is pretty, the meaning behind the artwork is found in the line cutting through the roses and the note below which reads 'in the event of divorce cut the roses'. In an age where divorce is becoming a more common part of life, hence, satire.



This is a sign that says 'No stopping' and 'Mon - Sat 8am - 6pm'. It is a satirical piece.

### Formal Analysis

**Line:** Banksy has used the pre-existing lines of the no-stopping sign to symbolize the hamster wheel. The second line of the rat body expresses shape.

**Shape:** The shape of the graffiti's subject image is that of a rat.

**Directional force/Continuance:** The position of the rat's tail causes the eye to be drawn from the nose to the tail and back around again in the direction that the hamster (rat) wheel would move.

### Contextual Analysis

The graffiti artwork creates humor by suggesting that the rat cannot stop running between the lines listed on the sign. It is positioned in a busy city, so metaphorical lines can be drawn between the sign and running the rat race.

http://www.banksy.co.uk/outdoors/images/nostopping.jpg



http://www.banksy.co.uk/outdoors/images/crmlr01.jpg

**Formal**  
 Shape: The figure is made out of different parts super. It appears almost flat, although with a sense of depth between the "arms".  
 From the fish appears three-dimensional.  
 Color: The figure is colored to enhance the feeling of depth while the same is not.  
 Unity and harmony's although there is contrast between the fish and the whole, there is a sense of harmony about the fish and some belonging together.  
 Contrast: There is contrast between the fish being colored and the background and the wall being white and being faded paper.

**Contextual**  
 The artist is Banksy, a street artist from England. He is known for his graffiti work and his social commentary. The work is a piece of street art, often found in urban environments. The figure is a central element of the artwork, and its form and color are designed to stand out against the wall.

Title: Fallen Soldier  
 Medium: Sculpture  
 Media: stone, found items

**Form:** The form of the statue was a soldier. The artwork now includes a Canyon, the floor sign and the statue is broken.  
**Focal Point/Emphasis:** In the artwork, the eye first travels to the bright yellow cotton sign, then explores the figure(s) of the shattered stone soldier on the floor.  
**Scale:** The sculpture was life sized, the same size as a normal human.  
**Commentary:** The artwork is purely figurative, depicting the fallen form of a soldier. The artist uses found items, such as the sign and the floor, to create a scene that has been walking around. In order to slip and fall and to break on the street floor.



http://www.banksy.co.uk/indoors/images/Fallen-Soldier.jpg

**How**  
**This**  
**Relates**

Banksy's work relates to my work because it is beautiful and yet it makes a point (most of the time), something which I want to achieve in my work. Also, much of his work is site specific, which is my given topic, and the majority of it is graffiti. My work will be graffiti, although whether it will be permanent graffiti is yet to be determined. It is not adequately represented in the works I've analysed here, but Banksy also commonly uses the human figure in the bringing of his point to the foreground. Similarly, I plan on using the figure of a school child to emphasize the hard climb to success. It also relates now that I'm further into my planning, because I'm going to attempt to imitate his style, in his graffiti: people, where he only puts the colors down and then does a detailed black stencil over that to create the artwork. And I'm doing it as actual (removable graffiti).

**"Successful"**  
 Drake feat. Trey Songz, Lil Wayne  
 I just want the money  
 The money and the cars  
 The cars and the clothes  
 The ones  
 I suppose  
 I just wanna be,  
 I just wanna be,  
 Successful.


The modern day and Americanized version of the definition of success (by interpretation) usually means: The achievement of something not easily achieved by our modern day standards. I may not be considered successful until I have gained wealth, power, or have achieved notoriety and fame. These are some of the factors by which we gauge success.  
 - Jeremy Alexander  
 But everyone has their own definition of success because if you are truly happy in life, then you are successful and happiness is different for everyone.

Figure out what makes you happy.  
 Go get it.  
 Be successful!

pop cultural definition of successful  
 www.2lyrics.com



"The secret of getting ahead is getting started."  
 - Mark Twain



"If at first you don't succeed, try, try again."

"Success is to be measured not so much by the position that one has reached in life as by the obstacles he has overcome."  
 - Booker T. Washington  
 A successful man is one who can lay a firm foundation with the bricks others have thrown at him."  
 - David Brinkley

# Thematic RESEARCH

**SUCCESS**  
 1. the accomplishment of an aim or purpose  
 2. the attainment of popularity or profit  
 Synonyms  
 wit: prosperity, luck, achievement, triumph

**What is the Biblical Christian definition of success?**

- Throughout the Old Testament, those whom the Lord is with are successful in all they do. Genesis 24:23, 1 Samuel 18:18, 2 Kings 18:7
- If you observe the law, be upright, and be strong and courageous, you will be successful. Proverbs 2:7, 1 Chronicles 22:13, Joshua 1:7-8
- Jesus said the two greatest commandments were "Love the Lord your God with all your heart, soul, strength, and mind," and "Love your neighbor as yourself." This is the beginning of true Biblical success.
- We have a different definition of success than the world. The world goes after things, material stuff, but Jesus has granted us neither money nor cars nor power. A life as a Christian can be a very hard life. And our happiness doesn't come from our surroundings or circumstances. Our contentment and joy is based on our belief in God and Jesus.
- We should base our definition of success on whether we have cultivated and invested our God-given talents, and, by faith, taken advantage of opportunities to use them - whether we are given one talent, two talents, or five talents. - Hugh Welch

"Success is a journey, not a destination."  
 www.inspiringquote.com

**In summary:**  
 The worldly definition of success includes gaining many material things. Christians (Biblical) find success in the presence of God and being for Him. Many people also believe that the path to success is an easy, straight path, but in reality it is steep and hard and twisted, so well so weighed down with many burdens.

It's also different for every person because each person is unique. If happiness/contentment/joy is success, then it must also be accepted that while one person finds happiness in leading, another finds it in following. This relates to my artwork because my theme is success.



# rock climbing

Noun  
The sport or pastime of climbing rock faces  
[www.kidsworld.com](http://www.kidsworld.com)

## GEAR

Rock climbing gear includes items such as:

- Harnesses
- Belay devices
- Helmets
- Carabiners
- Chalk

"Climbing to the top demands strength, whether it is to the top of Mount Everest or to the top of your career."  
~ Abdul Kalam

## Records

Where: Base of El Capitan, Yosemite  
Who: Hans Florine, Yogi Berra  
Distance: 2,905 ft  
Time up: 2 hr 48 min 38 sec

Where: Colorado  
Who: Bruce Banham, II  
Distance: Level: 6.14b  
Time: n/a

## History of Climbing

Rock climbing was originally a subpart of mountaineering. Mountaineers would climb routes to prepare themselves for expeditions. 1950 - it was considered a sport on its own. The trend became to make shorter but more difficult climbs; Safety and Protection were greatly considered.

"I will be the first to say that rock climbing is silly. To make rules about it is just piling ridiculous on top of silly." ~ Hans Florine (record setting American rock climber)

"This relates to my drawing because the girl is an drawing of rock climbing."

"The best climber is the one having the most fun."  
~ Alex Lowe



**Levels**  
USA - ranges from 5.7 to 5.15a  
France - ranges from 4 to 9a  
UIAA - ranges from VI+ to XII-

easy hard  
USA - ranges from 5.7 to 5.15a  
France - ranges from 4 to 9a  
UIAA - ranges from VI+ to XII-

# BRICKS

Easy to look at, hard to draw

Weather forces (glaciers, volcanoes, earthquakes) break up rocks producing clay. When it's wet, clay can be molded. Bricks are made by wetting, molding, and baking clay.  
Today bricks are made by machines. The largest factory in the world can produce 16 million bricks a week; it's in England.

Ordinary bricks are naturally red because of the iron in the clay. Adding other substances can change the colors of the bricks.

## Most Common Patterns

Sometimes life hits you in the head with a brick. Don't lose faith. ~ Steve Jobs

Better to be a strong man with a weak point than a weak man with a strong point. A diamond with a flaw is more valuable than a brick without a flaw. ~ William S. M. Boucher

Let me tell you life is not fun when you're banging your head against a brick wall all the time. ~ John M. Ernie

They cannot see that we must try one brick at a time, take one step at a time. ~ Dorothy Day

Follow the Yellow Brick Road. The white wizard, The Wizard of Oz, L. Frank Baum.

Course Header Common bond:



Running bond brick:



English bond brick:



"This relates to my artwork because I am painting on bricks"

1 2 3 4 5 6 7 8 9 0 + - = x ÷  
The quick brown fox jumps over a lazy dog. !, ; ! ?

School: Noun 1. An institution for educating children  
Verb 1. To send to school; to educate  
[www.kidsworld.com](http://www.kidsworld.com)

## History of education

- Pre-literate societies: education achieved through demonstration and copying of older s.
- Writing was developed around 3500 B.C.
- Early civilizations: education linked with wealth.
- Limited number of individuals were selected and trained to educate. Training took many years.
- 6 AD: Schools of Torah opened.
- 1045 BC - 2516 BC: 5 not 1 schools in Peking which taught chess, music, archery, chariotsteering and iron-work.
- 124 BC: Imperial Academy established.
- In Greece, most education was private, but even the poor sent their boys to school.
- 300 BC: First bonds in Ancient Rome.
- At the height of the Roman Empire formal schools were established for paying students.
- Middle Ages: Roman Catholic Church was center of education and therapy.
- Modern European School Systems derive their origins from schools in the West middle ages. [en.wikipedia.org](http://en.wikipedia.org)

Uniforms first established for charity schools, although now-a-days of high-cost exclusive schools. Uniforms were also required in order to reduce class at some boys schools in Europe. [en.wikipedia.org](http://en.wikipedia.org)

"Education is what remains after one has forgotten what one has learned in school."  
- Albert Einstein.

"Don't let school interfere with your education."  
- Mark Twain

"He who opens a school door closes a prison."  
- Victor Hugo

"The philosophy of the school room in one generation will be the philosophy of the government in the next."  
- Abraham Lincoln  
[www.kidsworld.com](http://www.kidsworld.com)



"This relates to my artwork because I am illustrating a schoolgirl in uniform with a heavy bag."

**Heavy school bags are 'deforming' children as growing numbers suffer irreversible back problems**  
By JOHN STEVENS

Growing numbers of children are developing irreversible back deformities because of the weight of the bags they carry to school, experts warned yesterday.

Half of all children suffer back pain by the age of 14 and doctors are reporting a rise in cases of spinal abnormalities in pupils, including disfiguring curvatures known as scoliosis.

Overloaded school bags that are up to double the size of those carried ten years ago are contributing to the surge. It is feared heavy school bags can weigh double those from 10 years ago, leading to a wave of child back pain problems. Pupils routinely carry bags filled with heavy books, laptops, sports kit and packed lunches, which may weigh as much as two stone.

Health experts say children risk long-term and ultimately permanent damage if they regularly carry more than 15 per cent of their body weight over their shoulders.

The charity BackCare claims many youngsters are carrying as much as 20 per cent of their weight to and from school, and some up to 25 per cent. Back pain specialists are calling for a review of the weights youngsters are being asked to carry on their backs each day. Sean McDougall, of BackCare, said the problem is a 'healthcare timebomb' that is leading to years of misery in later life. If children are getting back pain so young then there is the potential they will have it for the next 70 to 80 years, which leads to an enormous physical and emotional cost," he said.

Some school bags can weigh an incredible two stone. Children's skeletons are still growing so carrying heavy bags can cause lasting damage. Many are carrying their bags on one shoulder or are increasingly carrying them on the crook of their elbow, so are placing a great strain on the spine. A lot of the bags being used are bulky sports bags, which are twice the size of backpacks used a decade ago. If children have bigger bags then they tend to fill them. Add on sports equipment, musical instruments and heavy wet weather clothes and children are totally overloaded. We are seeing children carrying up to a quarter of their body weight around, which would never be allowed if you were an adult. Back problems are becoming an increasing issue among schoolchildren and schools no longer have adequate desk space for pupils to store heavy books. We need to have an urgent overview of this issue.

Parents are being urged to keep an eye on children's backpacks so that they do not cause problems for their health when they are older.

Mr McDougall said: Parents should insist that their children pack their bags only with what they need for the next day and ensure that they are worn on both shoulders.

Note: 2 stones = 12.7008 kg



# 25 New Things to try today:

- Master a gadget
- Send a postcard
- Make an exotic food
- Write a letter to the editor
- Create a piece of music
- Take a pottery class
- Capture a day with 10 photos
- Participate in a flash mob
- Trade clothes with a stranger
- Refuse plastic bags
- Talk to a scientist
- Sponsor a child
- Pick up litter on a street
- Find a recipe for soup and make it
- Break in an accent for the whole day
- Climb a mountain
- Be a test subject
- Get an internship
- Wash something away
- Sit on a park bench and smile
- Draw your dream home
- Buy a homeless person a meal
- Get up in time to see the dawn
- Volunteer in a soup kitchen
- Dress up as a superhero all day
- Try to break a Guinness World Record
- Feed the birds

## Benefits

- Trying something new often requires courage.
- It opens up the possibility of enjoying something new.
- It keeps you from becoming bored.
- It forces you to grow.
- It allows you to discover more about yourself.

IF YOU NEVER TRY YOU'LL NEVER KNOW

open minded: ready to entertain new ideas

## Benefits:

1. Let go of control
2. Experience change
3. Make yourself vulnerable
4. Make mistakes
5. Strengthen yourself
6. Gain confidence
7. Be honest

## Try New Things

Stop putting off seeing the aurora lights, warming up in the hot springs of Greenland or learning a new instrument - just do it. If you often do one thing that makes you happy, then try another. Psychologist Rich Walker of Winston-Salem State University looked at 30,000 event memories and over 500 diaries, ranging from durations of 3 months to 4 years, and says that people who engage in a variety of experiences are more likely to retain positive emotions and minimize negative ones than people who have fewer experiences. Psychologist Barbara Fredrickson, at the University of North Carolina Chapel Hill, studied her broaden-and-build hypothesis of positive emotion. Her research suggests that the optimal ratio of positive to negative emotion in humans is above 1 to 1 and below 1 to 1. Walker has observed that once the ratio of positive to negative events hit 1 to 1, it opened the door to potential disorders, such as anxiety and depression.

"People are very open minded about new things - as long as their exactly like the old ones."

## NEW THING by FUEL

Take me out alive  
Take me out  
It's all so static  
Excuse me if I tried and failed  
And I don't mind if I fail  
It's not that far at all  
I got a new thing  
It's so inspired

"We keep moving forward, opening new doors, and doing new things, because we're curious, and curiosity keeps leading us down new paths."  
- Walt Disney

## The Myth of Being Openminded

In our western world, many people pride themselves in being "open-minded." It is thought of what is required to be free of being blinded by false ideas and superstitions. As soon as somebody holds to an unusual "belief," our society writes this person off as being "closed-minded." We are told that we now are in the Age of Information. If that is true, then the people who control the information control our society. "Scientists" are the ones who now supposedly provide us with the data of what is "right" or "wrong," and "true" or "false." Every scientific theory that even HINTS of challenging the theories held by today's scientists who CONTROL the major outlets of the Age of Information, WILL BE REJECTED WITH RELIGIOUS FERVOR AND IMPUNITY, and be considered as infidel attacks. If our top "scientists" are "closed-minded," then who is "open-minded?" NOBODY is thus "open-minded!" We both consciously and unconsciously believe that our favorite "scientists" are always right and good. We believe that they could never lie to us. If someone else disagrees with them, our knee-jerk reaction is to disagree with the "fools" without considering ANY of their information. We even quote our beloved "scientists" to protect our idealistic denial, rather than let our beliefs be challenged! Everyone, including scientists, tend to be VERY biased toward their own views. Each person automatically tends to define evidence against their views as minor and unimportant compared to evidence they believe supports their views.

Even if we could, should we even strive to be COMPLETELY "open-minded?" Contrary to what you probably think, being totally "open-minded" would NEVER allow a person to make ANY conclusions about ANYTHING. HUMANS SIMPLY CANNOT FUNCTION IN LIFE THAT WAY! Obviously, there has never been a person who has avoided making conclusions in their life! If they could, then my article's thesis would be shown to be incorrect. EVERY DAY, you and I, without scientific testing, HAVE FAITH in what we eat (that it will be healthy and not poisonous), that the chairs we sit in will not fall apart, or our car or plane we travel in will function properly. Of course things like that occasionally fail, which just goes to show that we are TAKING A LEAP OF FAITH in trusting other things all the time, whether we realize that is what we are doing or not. Conversely, being absolutely "closed-minded" would NEVER allow a person to see beyond ANY of their views in order to see reality. Only fully psychotic and delusional people come somewhat close to being totally "closed-minded." One would have to somehow reach a point of total disconnect with the world, both in their brains, and through their senses. I suppose that physical death could be considered the ultimate form of being "closed-minded." The ideal place to be for anyone therefore is somewhere in-between being fully closed and fully open-minded, possibly balanced right in the center. It takes a lot of effort to attain and maintain this center point, in fact, it is probably impossible. Nevertheless, we should all strive to reach this point if we want to understand reality the best that we optimally can.

"It's a sign of maturity if you can let an idea occupy your mind without your immediate confirming to it." - Unknown

This relates to my artwork because you have to try new things in order to be successful and because I am trying a new medium - spray paint



GRAFFITI (from the Latin *graffio*)  
noun  
(plural of graffiti)  
a (wall with a painted word) marking, or drawing, written, spray-painted, or scratched on a sidewalk, wall of a building, or public restroom, or the like. These graffiti are evidence of the neighborhood's decline.  
a (wall with a graffiti word) rock markings of a whole or of constituting a particular group. Not used graffiti appears around from these days.



GRAFFITI is a relatively great, but so far, science artistic function. It's possible for wall "impact" by way of its location in the public sphere, and it's possible for "impact" and "impact" to be "impact" in the graffiti sense.

But sometimes graffiti is just the name of a wall with a spray can.



Paul Curtis, who uses the pseudonym "Moose", is the original reverse graffiti artist, using cleaning products to draw pictures over spray walls. He discovered what he could do when the art of cleaning when he cleaned a mark-off the wall at his high school restaurant job. To him, this act is making a statement about the state of the world we live in.

Banksy, as was originally mentioned in my conceptual work, deserves another mention because of the important role he is playing in my work.

I've chosen to portray two of his images which are of humans, as I'm basing my style off of his, where he lays down a basic color and then paints black over it.

The top image (1) is of Picasso, and Banksy did it over pre-existing graffiti. He created something beautiful out of something base, and possibly even vulgar. Also interesting, he either used exactly the same color or he used the original graffiti IN his art, in the blues on the palette.

The bottom image (2) is another example, black and white, of his human graffiti. In the mail, he used a lot more black, not just as shadows and outlines, but as the color of her uniform, as well.



Progress work

sketches, stencils, visual thought processes, etc.

Teresa: 5'11"

Canvas: 6' ? Maybe a little more for half size



Don't want anything just spraying. Including the arms, I don't want fully extended, might fit in it

Big - green  
 (dark - blue-green)  
 (light - white)  
 (arrow outside - black)



Needs: Blue, Black, White spray paint

in a real way only the top ground stenciled

I need more pigment  
 Would the food coloring stain?  
 If I'm going to paint  
 I need more cornstarch too.  
 Will the drops not run if I spray it?

1 tsp cornstarch  
 4 tsp water  
 2 drop blue coloring

\*the food coloring rises to the top

Black



It doesn't work very well to use crushed charcoal and water as my black, what if I just rubbed charcoal & Or just rubbed black chalk pastel.



14 March  
 The black was the hardest to find a washable solution for. It had to be cheap and not in bulk, as well as non-permanent. Mr. Pilkington says he'll physically harm me if it stays on the wall, but I know he's joking. If it doesn't come off with a hose, I'll scrub it, and if that doesn't work I'll paint the wall with brick red paint.

It doesn't work to make black cornstarch spray paint. It turns a light brown when sprayed.

Options: buy something crushed charcoal black chalk (pastel)

Indigo Ink

too permanent

Green spray paint experimentation:



It worked really well in a spray bottle. I don't need to add extra cornstarch. It washes off very well.

Black is proving very difficult

~~charcoal~~  
 crushed, dissolved chalk pastel  
 child's tempera paint  
 vinyl

Paper cafe  
 - Rosebank  
 - 32 Glen hove road  
 - Antalis

Chalk pastel

Big Picture

Chalk pastel works!  
 Now I need lots of black chalk pastel...

Price: R  
 Product: 3 3" thick black chalk pastels



\*Now I need to finalize my stencil.

Black paint



# First Stencils

In order to get an idea of how I wanted to create a stencil, I had to experiment. I chose the picture of the rock climber which I used on page 15 and created two stencils out of it to form the picture. It was hard to get them to match exactly, though, and it's very two dimensional.



Remember to cut with the correct side of the aw-cutter.

Yes, or -  
You may  
find some  
not perfect!

## Green then Black



- The wind blew and smudged my charcoal.

- The black is the detail so the picture is a bit more clear than the other one.

- I had to wait for the green spray paint to dry completely before laying the black stencil and I didn't so the green spray paint smudged as well.

## Black then Green



- It worked much better to do black and then green because I didn't have to wait nearly as long for the clear spray paint to dry as for the green spray paint.


- Also, the black is the height of the image, so if that's done first then I can be sure none of it will go off the page.

- But in some places, the green cover the black area though the black is more important.

- Bigger will be better because I won't have the thin lines like which describe the hair.

Process: Take picture  
Up contrast and B/W  
Project and sketch  
Turn sketch into stencil

This isn't actually the very first drawing. It was noticeable that the picture had been taken from below, so I enlarged the head, hands, arms, and shoulders.



bag added here

stability points added


Original drawing



\*Banksy uses more black than I do, but I like it to be more of an outline than he does

I like it without the bag but I like it more with the bag heavily loaded. The black marks are where I need to NOT cut so the stencil is more stable.

I drew the bag free hand by getting Teresa to pose again with a heavily loaded bag over her shoulder.




Drawing of bag

I used tapers and then re-copied

the darker parts are where I wanted to erase the black to give more stability



raw and edit



The stencil is a bit unstable, so I need to pin it a little more heavily. I need to use a thicker paper for the final stencil. The stencil needs to be stuck down well.



### Experiments with COLOR




→ what I did with the leftover paint I had in the bottle. Upside-down.



↓ the black is circled - it has been wiped off with a damp rag.

\*next time, I'll use my updated stencil!



I chose to paint the black using a brush rather than spraying it and that worked quite well. A little glue a long way.

the whole skirt section had fallen out by the time I tried this so I just did a basic outline.

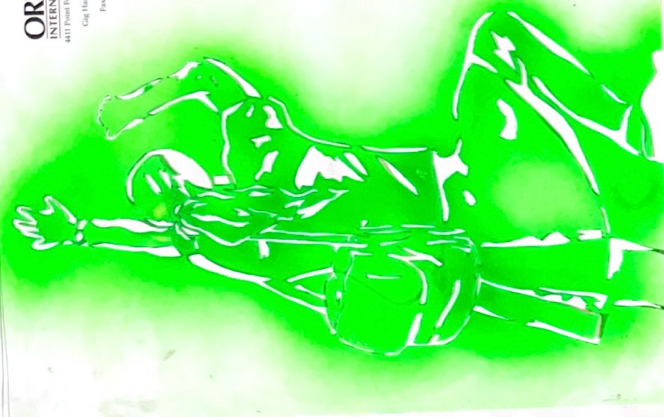
the drips can be solved with a wet washcloth.

As is clearly visible on the white and green leg, I misjudged where the color should go. Need to be careful with this.

The drips look kind of cool in my opinion, and they won't be as pronounced in the final artwork since it will be so much bigger.

\*As mentioned on the previous page, the stencil needs to be well stuck down. The wind proved problematic as I tried to hold it, and I kind of need two hands.

ORION INTERNATIONAL  
 4411 Forest Road, Suite 100  
 Cape Harbor, MA 02625  
 (508) 833-9420  
 Fax: (508) 833-9420



This is a miniature paper copy of my final, more static stencil



This is the original picture of Teresa that I worked off of.

To create the stencils:

- 1 I first sketched Teresa's outline and the basic shadows by projecting the image onto the wall
- 2 I then created definite shapes off of the sketch, an actual stencil pre-cutting out
- 3 Next I slightly enlarged the upper body, as previously mentioned, to remove the perspective effect
- 4 Finally I added the legs and then modified to add stability

## Color Work



Paint coming on my skin, you will see how little, almost, you get the first time!



I also discovered that if I'm too thick to put down a layer of white first, then put the color over it, they don't up better.



I spent time figuring out exactly what color - consistency ratios I needed. Blue and green took are easy, several drops of each (there isn't enough one - Mom has to get me more tomorrow). Peach skin color is 5 drops yellow, 1 drop red to a single recipe.

This is what was left after I searched leftover water. Hot, with paper. A will take it off, possibly with a little elbow grease





The final stencil!  
 To create the stencil, I used plastic rather than paper because I needed something durable.  
 I measured using the original picture, the distance from the top of Teresa's hand to the bottom of her foot and then used the projector in the artroom to blow my stencil layout (previous page) up to the right proportions.  
 I used Prestik to attach pieces of plastic to the wall and used a fine liner to copy my image, then taped the plastic together and used a craft knife to cut the stencil out.  
 It's 6 feet tall, just under 2 meters.



Terms & Conditions  
**APPLY**



In order for me to put my project up on the actual wall, I have to:

- Be absolutely sure it can be removed
- Not paint anything profane or crude
- Put a sharks emblem on the same wall.

Use the Shark Emblem on the same wall as the stencil  
 By order of: Mr. Pilkington

Creating the Final Product:

first a white layer, then the colors

then stencil on the black

this was hard, not making on a flat surface

Next, finishing touches

Annexing

Done!

this all took me about 2 1/2 hours



Far away shows the size.



closer up



very close.

FINAL



Full size finale!

Beautiful!



### RATIONAL

Success is a journey, not a destination, and the Journey is an arduous one, full of twists and downfalls. My artwork depicts a girl in school uniform with a heavily laden bag climbing the rock wall, stretching higher; this symbolizes the hard climb to success. Originally, we were assigned to create a site specific artwork, so, in a narrow minded sense, the image is only representing the struggle of the school child to reach as high as she can while being laden down with the burdens of subjects and growing up. However, it can also represent the climb of every person to reach for success, a concept which is different for every person. I chose to use the style of graffiti for my final painting because it was a new medium for me, and in order to be successful you have to be willing to try new things.

Visual Diary Process  $\frac{20}{20}$   
Process drawings  $\frac{4}{10}$   
Conceptual drawing  $\frac{6}{10}$   
Expressive drawing  $\frac{1}{5}$   
Artwork  $\frac{40}{50}$   
Review  $\frac{1}{5} = \frac{91}{100}$

Sketch,  
The positive attitude  
& creativity is inspirational!  
I have learned so much  
from your creative process.  
Great job!



## Bibliography

- Banksy. Banksy.co.uk(Online) <http://www.banksy.co.uk/> 10 February 2013.
- Benefits of Being Openminded. PositivelyPresent.com(Online) <http://www.positivelypresent.com/2010/09/7-benefits-of-being-openminded.html> 5 March 2013.
- Brainy Quote. BrainyQuote.com(Online) [www.brainyquote.com](http://www.brainyquote.com) February-March 2013.
- Cara Synman. Gerhard Marx. 2008. ArtThrob.co.za(Online) <http://www.artthrob.co.za/08jul/artthrob.html> 19 March 2013.
- Climbing Gear. GoOutdoors.co.uk(Online) [www.gooutdoors.co.uk/climbing](http://www.gooutdoors.co.uk/climbing) 19 February 2013.
- Confusing Graffiti Leaves Us With a Lot of Questions. HuffingtonPost.com(Online) [http://www.huffingtonpost.com/2013/03/04/confusing-graffiti-photos\\_n\\_2743598.html?slide=more281859](http://www.huffingtonpost.com/2013/03/04/confusing-graffiti-photos_n_2743598.html?slide=more281859) 5 March 2013.
- Dictionary. Dictionary.com(Online) <http://dictionary.reference.com/> February-March 2013.
- Drake. Successful. AZLyrics.com(Online) <http://www.azlyrics.com/lyrics/drake/successful.html> 19 Feb 2013.
- The Firewalker Strides the CBD. 2009. Joburg.org(Online) [http://www.joburg.org.za/index.php?option=com\\_content&task=view&id=4146&Itemid=193](http://www.joburg.org.za/index.php?option=com_content&task=view&id=4146&Itemid=193) 10 Feb 2013.
- Fuel. New Thing. AZLyrics.com(Online) <http://www.azlyrics.com/lyrics/fuel/newthing.html> 5 March 2013.
- Graffiti Creator. GraffitiCreator.net(Online) [http://www.graffitcreator.net/html/creator\\_kodiak.htm#U1U1cFFuSDcI](http://www.graffitcreator.net/html/creator_kodiak.htm#U1U1cFFuSDcI) 5 March 2013.
- History of Education. Wikipedia.org(Online) [http://en.wikipedia.org/wiki/History\\_of\\_education](http://en.wikipedia.org/wiki/History_of_education) 27 February 2013.
- How Are Bricks Made? BigSiteOfAmazingFacts.com(Online) [www.bigsiteofamazingfacts.com/how-are-bricks-made](http://www.bigsiteofamazingfacts.com/how-are-bricks-made) 19 February 2013.
- How Does the Bible Define Success? GotQuestions.org(Online) <http://www.gotquestions.org/success-Bible.html> 6 March 2013.
- Hugh Whelchel. Mark Zuckerberg and the Biblical Meaning of Success. GospelCoalition.org(Online) <http://thegospelcoalition.org/blogs/tgc/2012/05/18/mark-zuckerberg-and-the-biblical-meaning-of-success/> 6 March 2013.
- Jeremy Alexander. What is Success? The Definition, Interpretation, and Advice on How to Achieve Success. EzineArticles.com(Online) <http://ezinearticles.com/?What-is-Success?-The-Definition-Interpretation-and-Advice-on-How-to-Achieve-Success&id=797447> 6 March 2013.
- John Stevens. Heavy school bags are 'deforming' children as growing numbers suffer irreversible back problems. DailyMail.co.uk(Online) <http://www.dailymail.co.uk/news/article-2114118/Heavy-school-bags-deforming-children-growing-numbers-suffer-irreversible-problems.html> 27 February 2013.
- The Myth of Being Open-minded. Gideonz.com(Online) <http://gideonz.tripod.com/articles/OpenMind.htm> 5 March 2013.
- Paul Curtis. First Person. Paul "Moose" Curtis. 2011. FT.com(Online) <http://www.ft.com/cms/s/2/9f7d0b98-80d2-11e0-8351-00144feabdc0.html#axzz20Lk41uCF> 23 March 2013.
- Rock Climbing History. ABCOfRockClimbing.com(Online) <http://www.abc-of-rockclimbing.com/info/rockclimbing-history.asp> 19 Feb 2013.
- School Uniform. Wikipedia.org(Online) [http://en.wikipedia.org/wiki/School\\_uniform](http://en.wikipedia.org/wiki/School_uniform) 27 February 2013.
- Try New Things. Time.com(Online) [http://www.time.com/time/specials/2007/article/0,28804,1631176\\_1630611\\_1630586,00.html](http://www.time.com/time/specials/2007/article/0,28804,1631176_1630611_1630586,00.html) 5 March 2013.
- Trying New Things. PsychologyToday.com(Online) <http://www.psychologytoday.com/blog/happiness-in-world/201004/trying-new-things> 5 March 2013.
- William Kentridge. 2011. ArtThrob.co.za(Online) <http://www.artthrob.co.za/Artists/William-Kentridge.aspx> 20 March 2013.